



Holiday Lights

Welcome to our latest offering of holiday light displays. Whether you're looking for a colorful and unique decoration for your home, office, shopping center, city or park, you'll find our top-quality displays perfect for the occasion.

We professionally design and build our displays by hand using only the highest quality materials, including commercial-grade lights. All displays arrive pre lit and ready to use.

We build our displays in sections that bolt together quickly and store easily.

We manufacture every display in advance of the Holiday season, so the displays you want are ready when you need them. Of course we encourage you to order early to ensure timely delivery, but we are dedicated to having our stock ready for you well into each Holiday season.

Our commitment to quality doesn't stop with our holiday light displays. To ensure consistent performance in our factory, we utilize proven quality control systems. We ship your orders within 48 hours, and most shipments arrive within 7 working days to any address in the contiguous United States. It's this level of performance that we're committed to offering you so that your holiday lights experience is a remarkable and memorable one.

What's New

We're excited to introduce many new designs this year as well as our new displays lit with the latest in high-quality LED lighting.

Displays lit with LED (Light Emitting Diode) lighting offer substantial savings in energy costs as well as significantly longer bulb life. Our LED lights are the highest quality and are guaranteed to perform.

Be sure to check out our expanded line of Pole Decorations on pages 1 and 2 as well as our matching Skyline decorations on page 3. And our character displays on pages 6 - 8 are perfect for ground, building and across-street Skyline mounts.

In addition, these displays offer great daytime as well as stunning nighttime views.

To help you identify the size of our displays, look for this symbol:



While many of our designs appear to be the same within a category such as Trains or Toy Soldiers, they may vary significantly in size.

To help you understand the differences, we've placed a symbol that represents a five foot tall adult next to many of our pictures.

Table of Contents

Pole Decorations.....	1-2	Sleigh, Horses	15
Skyline Displays	3	Trees, Toppers	16
Snowflakes and Stars	4-5	Wreaths.....	16
Seasonal Signs	6-9	Flags, Shamrocks	16
Soldiers.....	10	Palm Trees	17
Trains	11	Nativity Scenes	17
Reindeer Sets.....	12-13	Angels, Crosses	18
Candy Canes.....	14	Display Set Up	19-20
Santas, Snowmen	14	Options & Accessories	20
Elves	15	Lighting Supplies	21
Carriage, Skaters.....	15		

Pole Decorations


We've developed an exciting line of new high-strength, low-power aluminum LED pole mount displays that are perfect for lining the streets of cities, shopping and lifestyle centers.

Lit with commercial grade lights, these displays are not only easy to install, but they use a fraction of the electricity required by incandescent displays.


Be sure to check out our matching across-street Skyline Displays on page 3 to complete your holiday decor theme this year.



Minimum order for any Pole Mount display is two (2) pieces.



1012-P



1011-P



1010-P



1012-W



1012-B



1011-W



1011-B



1010-W



1010-B



Pole Decorations



1510-P



1510-1



1510-2



Each frame is carefully designed so you get a great view from either side.



Back Side View



1510-W




1511-P



1511-W



1512-P



1512-W

Installation is quick and easy.



Secure hanging mount to pole.
Fit display into hanging mount at top and against pole.



Secure display to pole at top, middle and bottom.
Installation hardware is included with each display.



Skyline Displays

We've developed an exciting new line of high-strength, low-power aluminum LED skyline displays that are perfect for hanging across the streets of cities, shopping and lifestyle centers. These Skyline displays are designed to compliment our Pole Decorations to create a stunning holiday decor presentation.

We build our Skyline displays in modular sections which allow you to choose either a 24-foot or 40-foot width.



See page 7 for details on this display

Warm White LED lights shown below.
Pure (cool) White also available. Call to order.



24 Ft.

1501-W

Lit with commercial grade LED rope light, these displays are not only easy to install, but they use a fraction of the electricity required by incandescent displays.



40 Ft.

1502-W



24 Ft.

1501-P

Each frame is carefully designed to integrate into its lighting elements so you get a great view from either side.



40 Ft.

1502-P

Installation is quick and easy.



Each section is designed to hang from an upper cable (not provided), and connects to Skyline sections on either side using simple couplings and fasteners (included). Modular frames also accommodate attachment to a lower cable if necessary in high wind environments.

A single male plug at the top of each Skyline section provides power to its lighting elements below.



Two (2) sections connected together.

Snowflakes and Stars

Our Snowflake and Star displays are our most popular decorations for homes, businesses and municipalities. Designed to hang, each display is lit with commercial-grade lights, and is guaranteed to shine. Many of our designs use fine-cut garlands to provide a great daytime view as well.

We recommend mixing different sizes and design styles to create your own spectacular holiday lights display.



1060-P



1065-P



1066-P



1060-W



1060-B



1065-W



1065-B



1066-W



1066-B



1053-W



1053-P



1052-P



1052-W

1066-P is a 3-D version of 1065-P, and has a front and a back side view.



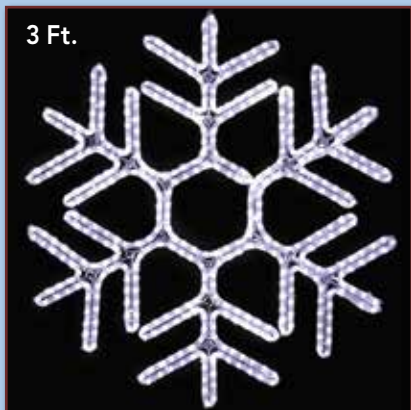
1062-P



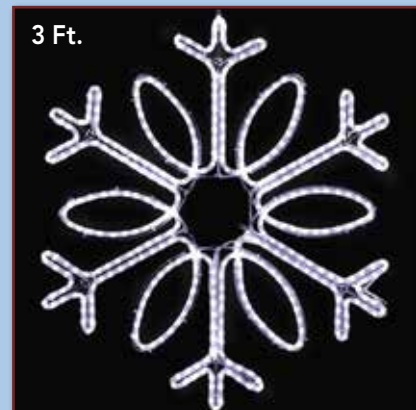
1063-P



1010-P



1011-P



1012-P



1010-W



1010-B



1011-W



1011-B



1012-W



1012-B



1020-P



1021-P



1022-P



1020-W



1020-B



1021-W



1021-B



1022-W



1022-B

Character Displays

Want to see your custom message as a Skyline, Building or Ground Mount? Now you can! Our Character displays are sold individually so your Holiday message is truly yours.

We offer the entire English alphabet (excluding special characters) in upper case and lower case letters, as well as the numbers 0 through 9.

Each Character is lit with commercial-grade Red LED rope light and filled with commercial-quality fine-cut garland for an attractive daytime view as well.

These Characters look great hanging above city streets, mounted in the lawn, or on a building. Each letter is independent and takes only minutes to install.

Skylines

Each letter includes rings strategically placed to provide perfect alignment and quick attachment to across-street cables using 1/4" U-bolts. Letters dropping "below the line" are perfectly aligned with capital and small letters. Installation takes only minutes.

Building Mounts

Each letter includes welded rings that allow for simple hanging mounts. Display scenes may be attached to walls at any angle, providing maximum flexibility for either landscape or portrait mounts.

Ground Mounts

We've designed our LED signs so that each letter is easily and quickly mounted in the yard. By using varying lengths of ground stakes (included), each letter is aligned perfectly within the display scene. Each letter includes ground stakes as well as a guy wire kit for a strong, stable ground mount.



Capital Letters
1530-N-Red-Letter
Lower Case Letters
1555-N-Red-Letter
Numbers
1580-N-Red-Number

We've prepackaged several of our most popular scenes using our LED Character displays. These scenes may be used as Ground Mounts as shown or can be hung on buildings or across city streets.

These signs, some up to forty-four (44) feet in width, are lit using the highest quality LED lighting and require less than 2 amps of power. Each letter includes fade-resistant fine-cut garland for attractive daytime viewing as well.

With each display scene, we include ground stakes, guy wire kits and an integrated wiring harness that connects to each letter. Only one extension cord is required to power the entire display.



1112-R



1111-R



Daytime View

- Perfect for ground or across-street display
- Ground stakes are included with each scene



1110-R



Daytime View

- Most scenes require less than 2 amps of power
- UV resistant garland provides great daytime views

Show your colors and pride with the latest LED lighting!
Perfect for ground mounts and across-street displays.



1113-N



Daytime View

Show your spirit with our LED script signs!
Each sign may be ground mounted or hung in either landscape
or portrait position. Each word is integrated into its own frame
for maximum flexibility.



1130-R



1132-R



1131-R



Seasons and Greetings are built separately and may be mounted independently.

Top poinsettia is removable and may be positioned apart from the lower pair if desired.



1120-N



Daytime View



Daytime View

Merry and Christmas are built separately and may be mounted independently.



1121-W



1121-R



Daytime View



1460-N

1461-N

1460-N

Commercial Toy Soldier



See your Price List for guy wire recommendations for commercial displays.

1415-N



Daytime View

Commercial displays include adjustable feet for elevating and balancing ground mounts.

"We've displayed your products at our retirement village for years. We receive lots of compliments from visitors and our residents. Our maintenance staff is happy as well, knowing they can install and dismantle our entire display so quickly. As we add to our collection each year, it's a pleasure to know we can continue to count on receiving the great quality and service we've enjoyed with your company."

– Westminster Village, Ponca City, OK

Bulb in Lamppost Flickers



1246-N



1403-N

We attach your lights to each frame so that you may view your display from either side.

Remember to always use Guy Wires to secure your display in the yard.

Each display also includes welded rings for easy hanging.

Commercial Train Set

Wheel spokes rotate in four stages, smoke rolls from the engine and Santa waves to visitors. Animation speed is adjustable.

Animated!



1268-N



Daytime View



Animated!



1283-N



1260-N



Optional Train Cars

1262-N

1261-N

Santa in his Sleigh waves while each Reindeer's legs are animated in an elegant leaping motion. Animation controller included with Sleigh controls animation of all Reindeer and Lead Reindeer. Animation speed is adjustable.

Animated!

Commercial Animated Reindeer Set



1223-N

1224-N

1225-N



Daytime View



Daytime View



Daytime View

Rope light reins and rising stakes for yard display included



1220-N



1220-N Reindeer set shown above on Optional Roof Base 5116-N.




1211-N
Alternative
View



1210-N



1211-N




1212-N

Light up the night with Animated Reindeer!

Animation controller included with Sleigh controls animation of Santa and all Reindeer legs. Wiring harness included with Sleigh will accommodate eight Reindeer and one Lead Reindeer.

Santa waves while each Reindeer's legs are animated in an elegant leaping motion. Reindeer may be positioned side-by-side or in front of each other. Full set is shown on optional Rising Stand Set 5115-N. This optional item allows reindeer to rise in height from Sleigh to Lead Reindeer.



5115-N

Animated!



Partial Animated Reindeer Set shown in single row configuration



1210-N

1211-N

1211-N

1212-N

Sleigh is required for animation of Reindeer legs.

To animate your Reindeer WITHOUT owning the Sleigh, contact us to purchase animation controller separately.

Animated!



Full Animated Reindeer Set shown in double row configuration



1284-N

Commercial Candy Canes



1416-N



Daytime View

Animated!



1402-N

Snowman and Santa wave to visitors in an adjustable motion.

Animated!

Commercial Waving Santa



1414-N

Santa waves to visitors. Animation speed is adjustable.



Daytime View

Animated!



1404-N




1287-N



1202-N



1203-N



1204-N



1201-N



1205-N

Animated!

Horse trots, carriage wheels rotate. Animation speed is adjustable.



Victorian Skating Scene 1288-N

Animated!



1245-N



1244-N



1241-N

1240-N

1243-N

1242-N

Both Horse and Carriage include their own animation controllers.

Commercial Wreath



1641-N



Topper fits most commercial trees.
Outer diameter of stem is 3/4 inch.
Topper stem measures 23 inches.
Topper may be assembled for
2-D or 3-D view.



4 Ft. Tall

1640-N

"The quality and durability of the products is just exceptional. Our large display stores up so easily. Most important, the displays are so beautiful. It's amazing how many neighbors stop to tell me how much they really like our display. We are really satisfied."


– B. Starr, AZ

See Price List for 3-D LED Trees Item Numbers 1610-1615



Our 6 and 8-foot 3-D LED trees are perfect for accenting your existing decor or for creating a spectacular forest of colorful Christmas trees.

Honor the season with a beautiful Nativity Scene!




Star of Bethlehem may be hung above or behind Nativity (can not attach to Stable)



"Our Church Worship Committee decided to embark upon a campaign to purchase outdoor Christmas decorations. After researching different types of nativity scenes, we decided the framed-lighted ones would serve our purpose best. Our campaign to raise funds far exceeded our goal, so we were able to buy the complete scene."

At Christmas, this beautiful nativity is displayed on the flat-roofed portion of our Church. It can be seen throughout the south end of our town. Not only is our lighting beautiful, but it requires minimal storage space. We look forward to the time when the display is put up and the lights are turned on the first Sunday of Advent, marking the beginning of the Christmas season."

– M. Briggs, First Christian Church, Blackwell, OK



Small Nativity Scene available.

"I'd like to congratulate you on a first class product. For the past ten years, we've done a lot of high-end corporate and residential designing for Christmas.

Your displays were so easy to install and dismantle, our time was reduced to almost nothing. After set-up on one job, we had 50 to 60 mph winds, and your angels were the only things left standing! It sure made us look great to our client. Thank you again for a great product."

– David W. Jann Associates, CA



1306-N



1307-N



1072-N



1073-W



1071-W



1071-P

Built-in hanging supports allow each display to hang at any angle.



1811-G



1702-N



1071-N

6 Ft. Wide

EVEN OUR COMMERCIAL DISPLAYS ARE EASY TO SET UP



Displays come with lights and garland securely attached to the frame. C7 LED bulbs are rated for up to 50,000 hours of seasonal use. Clips, ties and garland are UV protected.

An extremely durable powder-coat finish protects the solid steel frame of your display, for continued beauty plus performance in the harshest weather conditions.



Your Commercial display may be stored in its shipping carton if desired. Display sections may be attached together for space-saving storage. Be sure to note the way your display is packed in its shipping carton.



Use the Adjustable Feet to mount your display in the yard (always use guy wires to support the display).



Commercial displays are built in sections that bolt together. Lay each section on a flat surface and bolt them together. Then plug it in!



Commercial displays have built-in support rods for easy hanging.

COMMERCIAL DISPLAY OPTIONS & ACCESSORIES



Replacement Parts

We stock all materials needed to replace any component of your display.



Guy Wire Kit

Everything you need to secure an outdoor display. Always use heavy duty guy wires to hold displays firm against high winds.

DISPLAYS ARE PRELIT AND READY TO USE

Displays come with lights securely attached and ready to use. You may view your display from either side. Our C7 LED bulbs are rated for up to 50,000 hours of seasonal use. If one bulb burns out, simply replace it. The other bulbs always remain lit.

We build your frame from high strength, rust-resistant aluminum for continued beauty and performance in the harshest weather conditions. Remember to always secure your display in the yard with Guy Wires.



1
Display sections are prelit - remove each section...



2
Connect sections together...



3
Then plug it in!



4
Stake displays in the yard.



5
Or exhibit your display on a hard surface (stand optional).



6
Or hang your display on a wall or fence.



Use your shipping carton for safe storage between seasons.

OPTIONS AND ACCESSORIES



5121-N/5122-N Guy Wire Kits

Everything you need to secure an outdoor display. Always use guy wires to hold displays firm against high winds.



5115-N



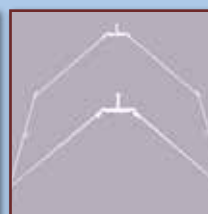
5116-N



Replacement Parts

All bulbs, clips, ties and hardware are in stock for rapid delivery.

Each display includes extras, such as bulbs, clips and ties.



Floor Stands and Roof Bases

Mount selected displays on hard, flat surfaces or peaked roofs. Not necessary for yard mounts.

Lighting Supplies

We offer a great selection of high-quality lighting and mounting hardware to support your decorating projects.

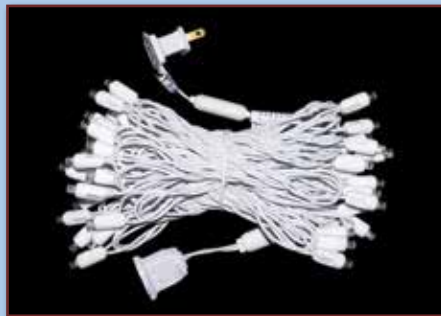

Contact us today if you need replacement C7 or C9 LED bulbs, LED strings, LED Rope Light or the wire and clips necessary to attach your lights.

LED Replacement Bulbs

Sold in boxes of 25 Bulbs.



Miniature LED Strings



C7 & C9 Wire with Sockets



Bulk Wire & Plugs



Wire Frame Light Clips



Quickends



LED Rope Light



Want us to design a display just for you?

We've built everything from chasing squirrels to antique automobiles. Contact our Special Order department before August if you'd like us to build a custom lighted display especially for you.

Power Cords



LED Rope Light Kit



Normal Ground delivery time for our displays is five working days.

Express shipping services are available for faster delivery if necessary.



Rope Light Channel

Holiday Lights



LIMITED WARRANTY

We warrant to the original buyer that our outdoor lighted displays lit with C7 LED bulbs will be free from defects in material and workmanship for a period of five (5) seasons of normal use and service from the date of purchase. This warranty includes light bulbs. All displays lit with rope light are warranted for a period of two (2) seasons of normal use. All garland is warranted for a period of three (3) seasons from date of purchase. All other products, including electronic animation controllers, are warranted for a period of one (1) season from the date of purchase. All warranties are limited to replacement or repair of defective product at our discretion. Our pole mount displays are designed to withstand wind speeds of up to 48 mph with no ice load. Bulb burnouts or electrical damage caused by buyer or weather are not covered by this warranty. Buyer must contact us before returning Product for warranty service. Buyer is responsible for shipping and insurance charges to return Product to us. We are responsible for shipping and insurance charges to return Product to buyer (domestic shipments only).

Original Buyer must contact us within 10 days of delivery for return authorization. Unauthorized returns will not be accepted. Each returned item must be in its original packaging with all original materials, must include its original Packing Slip and must have the Return Authorization Number (RA #) written on the packaging along with Buyer's name and address. We will issue a credit to original Buyer for the original purchase price of the item less a 15% restocking fee.

\$300